



Grants Intelligence – Using data to inform decision-making
Exploring Homelessness – A National Priority

Merril Oliver
Executive Vice President & COO
eCivis

October 21, 2019





Session Overview

- **Welcome**
- **The Opportunity Project**
- **Speaker Introduction**
- **Innovation Exchange**
- **Results-Oriented Accountability for Grants Cross Agency Priority Goal**
- **Q&A**
- **Stay Informed**





What is The Opportunity Project?

- The Opportunity Project (TOP) is a process for engaging government, communities, and the technology industry to create digital tools that seek to address the nation's greatest challenges
- The U.S. Census Bureau connects tech developers, local leaders, and non-profits with problem statements on issues and facilitates user-centered tech development sprints to create new digital solutions
- This process helps to:
 - Empower people with technology;
 - Make government data more accessible and user-friendly; and
 - Facilitate cross-sector collaboration to build new digital solutions with open data
- Grant-related TOP Sprint Problem Statements:
 - Increasing Government Accountability by Connecting Federal Spending and Performance Data
 - Improving Access to / and Management of Federal Grants

For more information go to: <https://opportunity.census.gov/>





Speaker Introduction

Speaker: Merrill Oliver, CGMS

Merril is one of the nation's most respected and accomplished grant professionals. She is the Executive Vice President and Chief Operating Officer for eCivis. Prior to joining eCivis, Merrill served as the director of the Maryland Governor's Grants Office. Merrill was the founding deputy director of the office in 2004, serving in that capacity for 10+ years. Merrill spent a year in Puerto Rico, where she developed a centralized federal funds management office for the Governor in 2014. Merrill has also served on the US Office of Management and Budget and Association of Government Accountants Intergovernmental Partnership as a Steering Committee Member and co-chaired multiple workgroups for the Partnership. She was president of the National Grants Management Association from 2009-2012 and in 2011, Merrill was appointed by the Obama Administration to the Presidential Executive Order Workgroup on Improper Payments. Merrill earned a B.S. from Towson University.





Grants Intelligence

Using data to inform decision-making



Meet **Alice!**

*Alice writes grants for California
Department of Housing and Community
Development*

She is extremely concerned about the state of
homelessness in California

553,742

Number of people counted homeless in 2017 across the United States





Alice's Questions

Find and Apply

Which grants help with homelessness?

How can I better research the problem?

How can my application stand out?

Fair Share

Where does the funding go right now?

Is my state getting its fair share?

How do I compare?

Performance

Have I been a good steward of funds?

Have my sub-recipients been good stewards of funds?

What are common audit pain points?



Alice's Challenge

Finding and correlating the data is extremely time-consuming and difficult

- Difficult websites
- Gigabytes of data
- Dozens of data sources
- Different methodologies




The Solution

Grants Intelligence – Homelessness

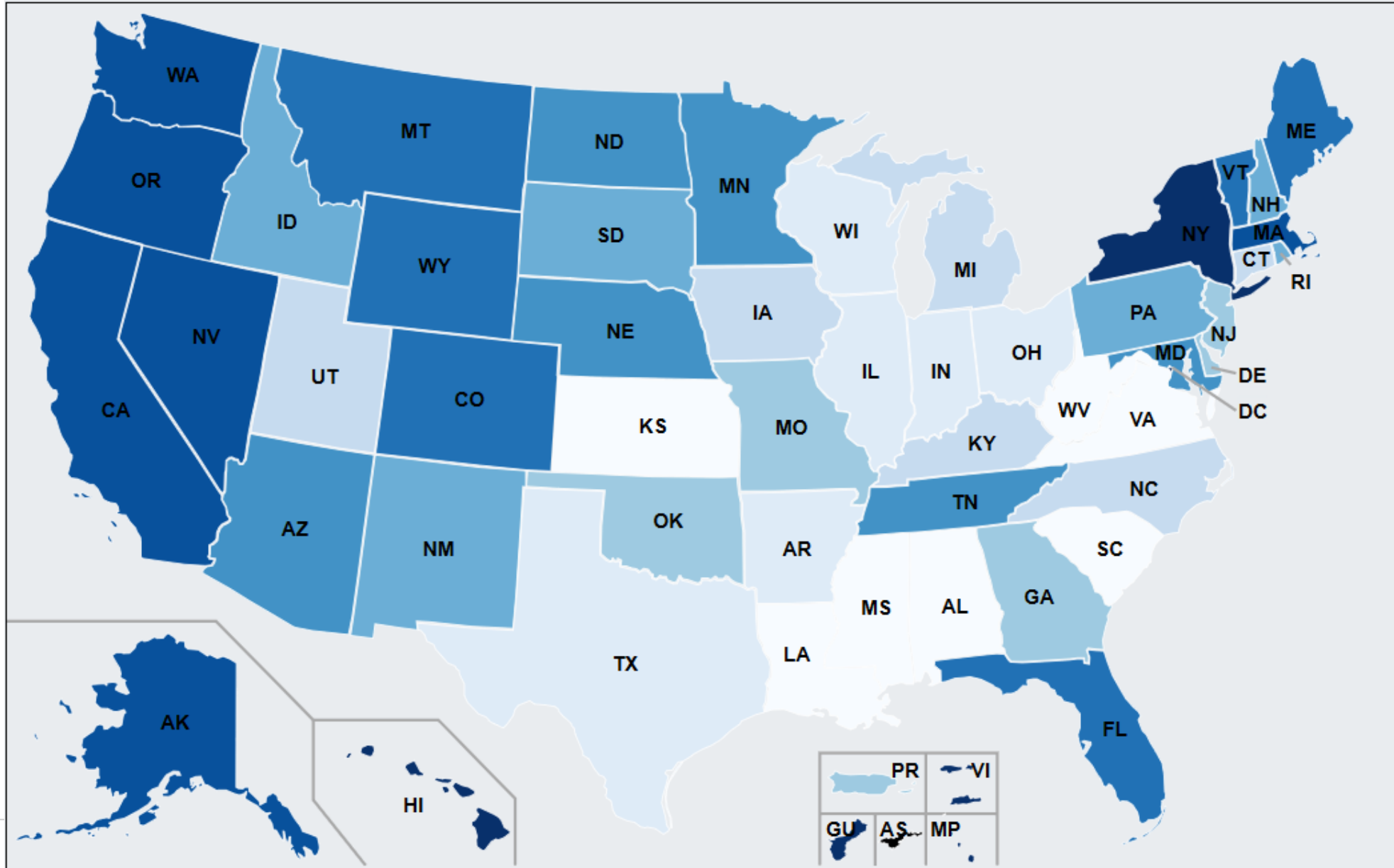
<https://intel.ecivis.com/homelessness>

Homelessness Map

Homeless per Capita: Low  High

Understand the
Problem Area

Homeless per
Capita



Federal Programs

The table contains a list of competitive federal programs that, either directly or indirectly, address the homeless or homelessness. [Errors or Omissions?](#)

Show entries

[Copy](#) [Excel](#) [PDF](#) [Print](#)

Search:

Find and Research Sources of Funding

# ↑↓	Source ↑↓	Program Name	CFDA Number / Program Details ↑↓	Grant Opportunities ↑↓
1	USDA	School Breakfast Program	10.553	Grants.gov
2	USDA	National School Lunch Program	10.555	Grants.gov
3	USDA	Child and Adult Care Food Program	10.558	Grants.gov
4	USDA	Emergency Food Assistance Program (Food Commodities)	10.569	Grants.gov
5	HUD	Emergency Solutions Grant Program	14.231	Grants.gov
6	HUD	Supportive Housing Program	14.235	Not Active
7	HUD	Shelter Plus Care	14.238	Not Active
8	HUD	Housing Opportunities for Persons with AIDS	14.241	Grants.gov
9	HUD	Section 8 Moderate Rehabilitation Single Room Occupancy	14.249	Not Active
10	HUD	Homeless Management Information Systems Technical Assistance	14.261	Not Active

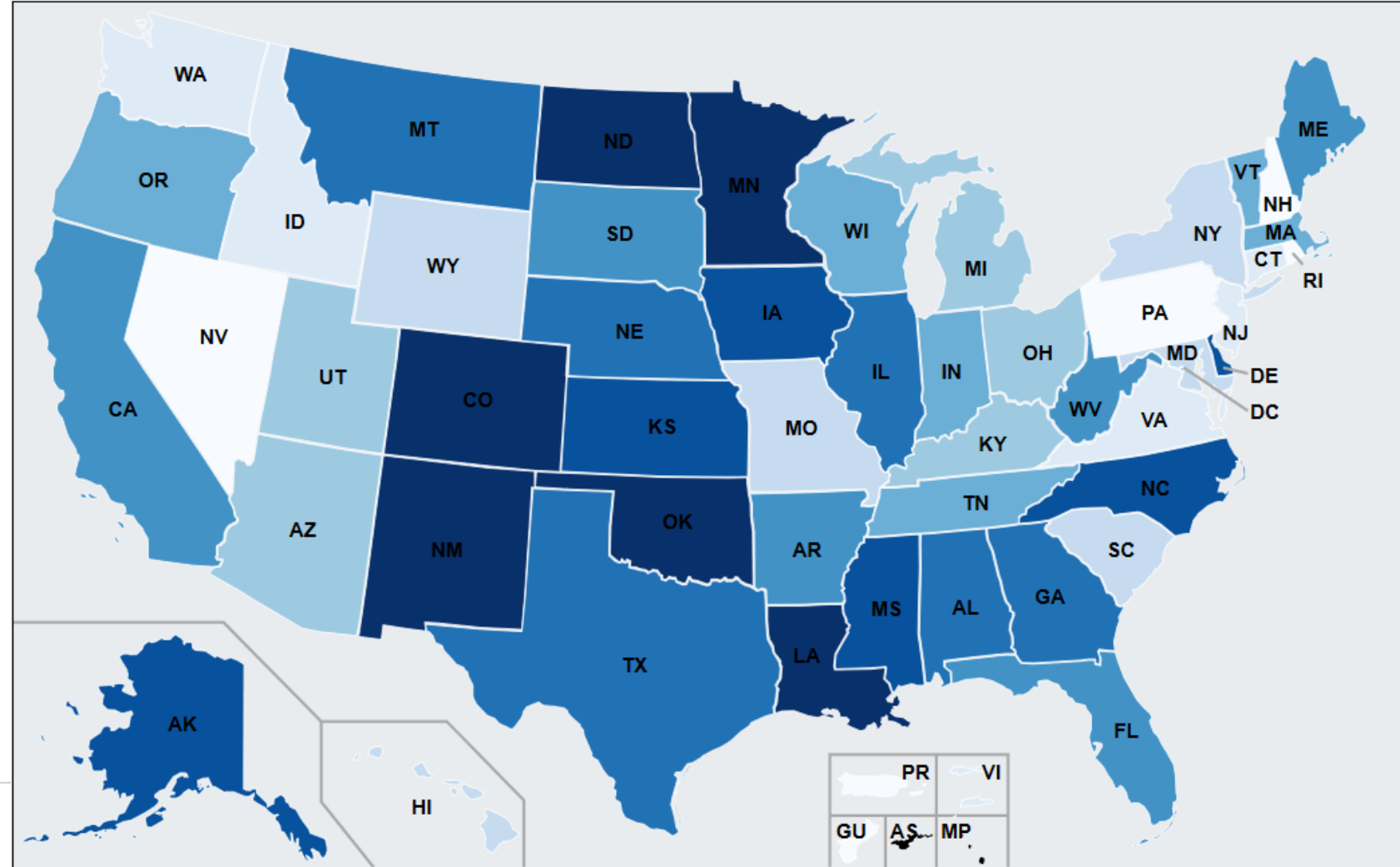
Funding Map

Funding per Capita: None Low Medium High

Instructions

For a national view of funding, please select a program in the drop-down below. For state-specific information, click on the state/territory.

10.558 - Child and Adult Care Food Program



**Follow the Funding
Totals and Per
Capita**

State Comparisons

Compare States

Know if you are getting your fair share

Idaho (ID)

Idaho Overview

2017 Census Population Estimate **1,716,943**

Number of Continuums of Care (CoC) **2**

3 Year Homeless Trend (PIT)

Year	Total Homeless	Total Homeless per 10K Residents	Homeless per Capita Rank (lower is worse)
2017	2,037	11.86	26
2016	2,247	13.35	20
2015	1,966	11.89	29

Iowa (IA)

Iowa Overview

2017 Census Population Estimate **3,145,711**

Number of Continuums of Care (CoC) **3**

3 Year Homeless Trend (PIT)

Year	Total Homeless	Total Homeless per 10K Residents	Homeless per Capita Rank (lower is worse)
2017	2,756	8.76	41
2016	3,064	9.77	39
2015	3,081	9.87	44

Federal Audit Clearinghouse Data

Copy Excel PDF Print

Search:

#	Audit Year	Auditee	Material Weakness	Going Concern	Reportable Condition	Low Risk	Material Noncompliance
1	2015	THE SHOSHONE-BANNOCK TRIBES	No	No	Yes	Yes	No
2	2015	FRIENDS OF CHILDREN AND FAMILIES INC.	No	No	No	Yes	No
3	2015	LEWIS-CLARK EARLY CHILDHOOD PROGRAM INC.	No	No	No	No	No
4	2014	THE SHOSHONE-BANNOCK TRIBES	No	No	No	Yes	No
5	2014	FRIENDS OF CHILDREN AND FAMILIES INC.	No	No	No	Yes	No

Analyze Performance

Determine Audits for yourself and sub-recipients



What's Next?

*We'd love your **feedback!***

We'll use our methodology on additional problem areas:

- *Disaster Recovery*
- *Opioid Crisis*
- *Etc!*



Results-Oriented Accountability for Grants Cross Agency Priority Goal (Grants CAP Goal)

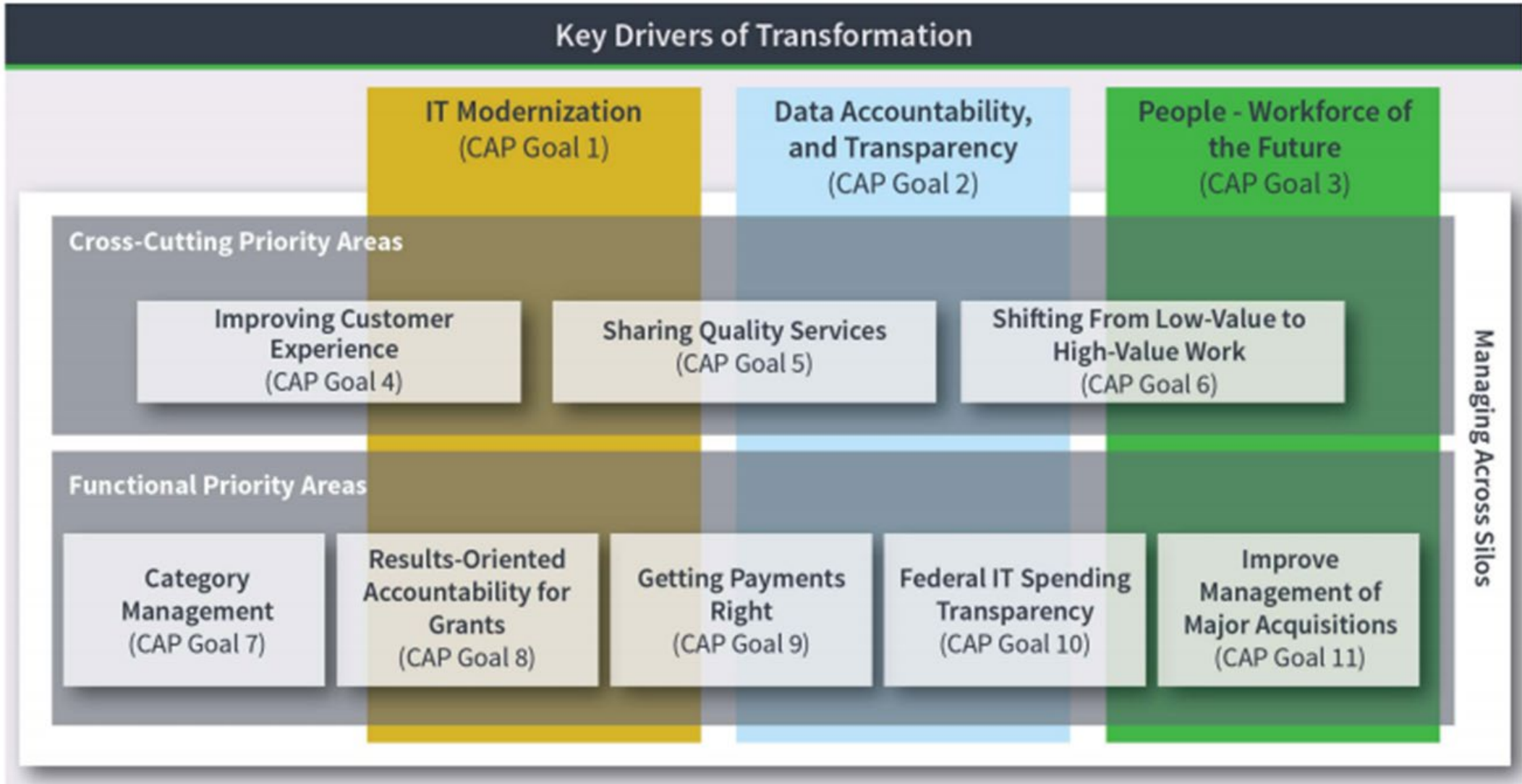
Maximize the value of grant funding by applying a risk-based, data driven framework that balances compliance requirements with demonstrating successful results for the American taxpayer.

GOAL STATEMENT





Cross Agency Priority Goal Environment





Grants CAP Goal Strategies

Hold recipients accountable for good performance practices that support achievement of program goals and objectives; & streamline burdensome compliance requirements for those that demonstrate results.



Achieve Goals and Objectives



Standardize Business Processes & Data

Standardize grants management business processes & identify, operationalize, standardize, & link data.



Build Shared IT Infrastructure

Use standard business processes & data to identify opportunities to build shared solutions that reduce burden & improve the user experience.



Manage Risk

Leverage data, including data from annual audits, to assess & manage recipient risk.





Instructions:

Please enter your questions via the chat feature via Adobe Connect; OR

Email them to GrantsTeam@omb.eop.gov





Stay Informed

JOIN OUR COMMUNITY TODAY!

<https://www.performance.gov/CAP/grants/>

**Results-Oriented
Accountability for Grants**

NEWS & EVENTS RESOURCES JOIN COMMUNITY

INNOVATION EXCHANGE SESSION SCHEDULE:

October 24, 2019

Note: Due to the holidays, sessions will not be held the 4th Thursday of November or December. However, we plan to hold one on an alternate date. Stay tuned!

DO YOU HAVE AN INNOVATION YOU WOULD LIKE TO SHARE?

Please email the Grants Team at GrantsTeam@omb.eop.gov

